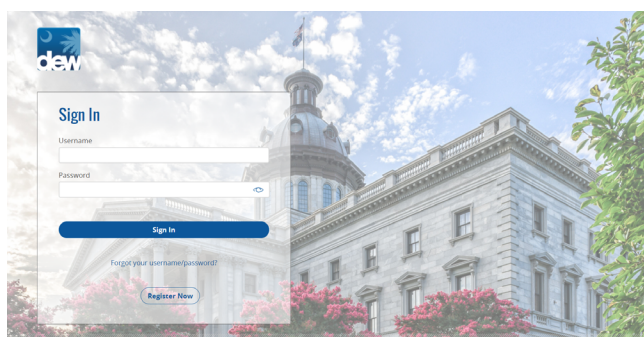


HOW TO DISPUTE YOUR 1099G DOCUMENT IN YOUR MYBENEFITS PORTAL



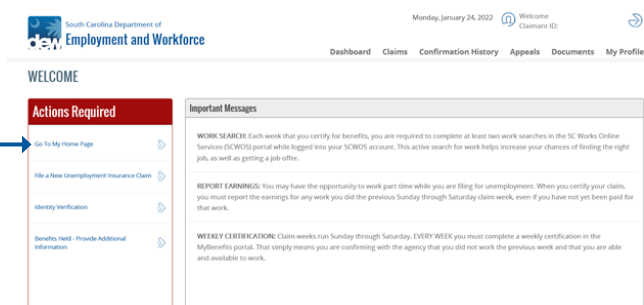
Getting Started

Go to dew.sc.gov to begin your Unemployment Insurance (UI) benefits process. This is the main website for the S.C. Department of Employment and Workforce (DEW). You can find information about the UI process on this website, as well as tutorials and guides to help you navigate the Claimant Self-Service (CSS) portal. Click on the “MyBenefits” button.



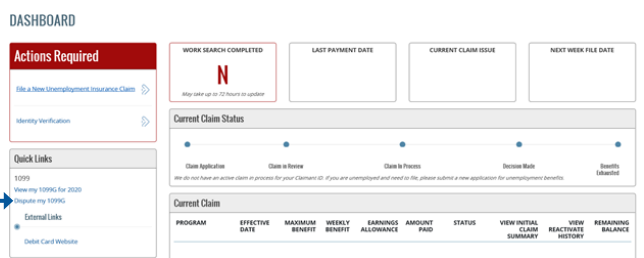
MyBenefits Portal

Enter your username and password in the appropriate fields to login to your MyBenefits portal account.



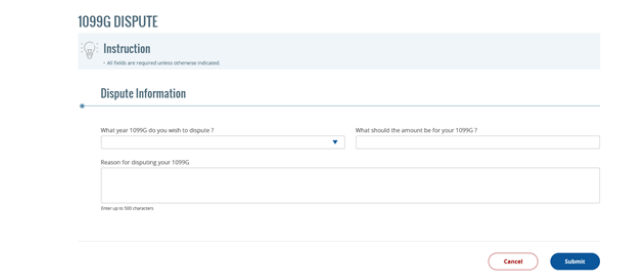
Welcome

Once logged in, you will see the Welcome page with an Actions Required box on the far left side. Click on “Go To My Home Page.”



Quick Links

The Quick Links section will be listed on the far left side of your MyBenefits Portal Dashboard. Click on the “Dispute my 1099G” link to begin the dispute process.



Submit Dispute Information

Fill out all of the fields listed in the Dispute Information page with the necessary details to support your dispute. Once you have completed your dispute, click on the “Submit” button for it to be successfully submitted for review.